




Farr 30/30[®]

High-Capacity MERV 8/8A and ePM₁₀-50 Pleated Panel Filter



The Camfil Farr 30/30 has set the industry standard for pleated panel filters since 1963. With over 50 design enhancements, it continues to provide the industry's best value for medium efficiency filtration.

Setting the standard by which other pleated filters are judged, modern media manufacturing techniques and proprietary technological advancements ensure that the 30/30 is:

- Guaranteed to perform at the rated efficiency, or better, throughout the life of the filter.
- Guaranteed to last longer than any other pleated panel filter available.



Performing at MERV 8/8A and ePM₁₀-50 under ASHRAE and ISO filter testing standards respectively, using a mechanical particle capture principle, the 30/30 will not drop in efficiency while in service as will other pleated panel filters that incorporate an electret charge to obtain an initial MERV 8 value.

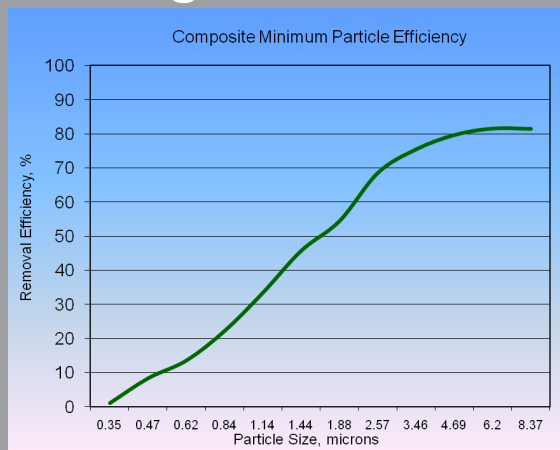
Its radial pleat design provides the longest life and lowest average pressure drop reducing the number of filter changes so your facility will use less fan power to move air through the filter.

The high wet-strength beverage frame and welded wire media backing provide structural integrity in any type of HVAC application virtually eliminating the additional costs associated with filter bypass or filter failure.

Available in 1", 2" or 4" deep configurations, the 30/30 is ideal for commercial, industrial, institutional or any other application where the ultimate level of protection of equipment and indoor air quality is a concern.

The 30/30 has an Energy Cost Index (ECI) of five stars, the highest performance rating available.

The best performing pleated panel filter — guaranteed!



Composite minimum efficiency values of the 30/30 when evaluated per ASHRAE Standard 52.2. The 30/30 has a MERV of 8 and MERV-A of 8 when tested per Appendix J. It has an ISO efficiency of ePM₁₀-50

¹ A 5-Star rating indicates that this filter performs in the top 20% of all products of similar construction in the HVAC industry. Factors of consideration include maintained efficiency, energy usage and resistance to air flow. Detailed evaluation information is available from your Camfil sales outlet or on the web at www.camfilfarr.com.




The highest media weight, more than any other pleated panel filter, and uniform lofting for high dust holding capacity, ensure that the 30/30 will last longer in any HVAC application.

Exclusive MERV 8 Performance from Camfil Media

The 30/30 media is manufactured from a proprietary blend of fibers that incorporate a mechanical principle of particle capture. The filter does not require an electret charge which would dissipate and reduce filter's efficiency after minimal hours of operation in a system. The media is lofted to a uniform depth to enhance the depth-loading characteristic and ensure the longest life of any pleated filter available. The high-loft also offers a lower resistance to airflow so fan horsepower required to move air through the filter is minimized. Camfil evaluates the quality of all incoming raw materials to maintain product integrity as part of a rigorous quality control program.

Welded Wire Grid Maintains Radial Pleat Design

The media is formed into a radial pleat for uniform dust loading and full use of the media area. V-style pleats blind while loading preventing full utilization of the media area and increasing the filters pressure drop resulting in increased energy usage. A welded wire grid, spot welded on one-inch centers maintains each radial pleat and maintains media stability through varying airflows.



Rounded radial pleats, instead of v-shape pleats, allow full usage of media area.



High Wet-Strength Beverage Board Frame

The high wet-strength beverage board frame, the thickest board in the industry, creates a stable and non-yielding media pack. Filter bypass is virtually eliminated because the filter fits securely in the filter holding mechanism. The media is bonded to the frame ensuring that all of the air seen by the filter will be treated by the filter. Diagonal support members are bonded to each pleat to maintain pleat spacing and add stability to the pack through bridge-style engineering. The 30/30 is guaranteed to 2.0" w.g. of pressure filter without failure. Costly filter blowouts and compromising of HVAC system cleanliness is eliminated.

Diagonal support members, glued to each pleat at its apex, helps maintain pleat stability and filter rigidity.



ISO 9001:2015 Certified Quality Control

Every 30/30 filter is identified on the frame with a unique manufacturing code that allows us to analyze every component of construction from raw materials to the point where the product is boxed for shipping. Filters are inspected for structural integrity so they are capable of operating in the harshest HVAC system conditions. The adhesiveness of diagonal support members to pleat apexes is inspected so pleat spacing is uniform to provide longer filter life. Each media lot is laboratory tested to confirm consistent performance and individual filters are submitted from each manufacturing facility on a strict schedule for ASHRAE 52.2 testing in our world-class testing facility.

The standard of the industry, by Camfil.

Used in many systems as a prefilter, the 30/30 extends the life of final filters by capturing larger contaminant and thereby allowing the final filters to concentrate on removing smaller particles such as those that are respirable and can cause lung damage. The 30/30 is also an excellent choice when applied as the only filter in a system to keep coils clean and maintain efficiency, and protect building occupants from contaminants of annoyance such as pollen, plant spores, atmospheric dusts and other indoor air irritants.



Unprecedented Industry Guarantee

If our filters don't outlast and outperform your current filters, we'll replace them, FREE. For guarantee details and a distributor list, visit www.camfil.com.

PERFORMANCE DATA 2" Deep Filter (actual filter depth 1.75")

Part Number	Nominal Depth (inches)	Nominal Size (inches)	Actual Size (inches)			Initial Resistance (inches w.g.)	Airflow Capacity (cfm)	Total Media Area (sq. ft.)	Pleats per Linear Foot
			Depth	Height	Width				
402314001	2	12x12	1.75	11.62	11.62	0.31	500	4	15 pleats per linear foot
049880019		16x16		15.5	15.5		880	8	
049880022		16x25		15.5	24.5		1380	12	
049880024		18x18		17.5	17.5		1120	10	
049880008		20x10		19.5	9.5		690	6	
049880007		20x12		19.5	11.88		830	7	
049880009		20x14		19.5	13.5		970	8	
049880011		20x15		19.5	14.5		1040	9	
049880001		20x16		19.5	15.5		1110	10	
049880013		20x18		19.5	17.5		1250	11	
049880002		20x20		19.5	19.5		1380	12	
049880023		20x24		19.5	23.5		1660	15	
049880021		20x25		19.5	24.5		1730	15	
402271007		20x30		19.5	29.5		2080	18	
049880006		24x12		23.38	11.38		1000	8	
049880016		24x16		23.5	15.5		1330	12	
049880015		24x18		23.5	17.5		1500	13	
049880012		24x20		23.5	19.5		1660	15	
049880005		24x24		23.38	23.38		2000	17	
049880010		25x14		24.5	13.5		1210	11	
049880020	25x15	24.5	14.5	1300	11				
049880004	25x16	24.5	15.5	1380	12				
049880014	25x18	24.5	17.5	1560	14				
049880003	25x20	24.5	19.5	1730	15				
049880018	25x25	24.5	24.5	2170	19				

PERFORMANCE DATA 1" Deep Filter (actual filter depth 0.88")

Part Number	Nominal Depth (inches)	Nominal Size (inches)	Actual Size (inches)			Initial Resistance (inches w.g.)	Airflow Capacity (cfm)	Total Media Area (sq. ft.)	Pleats per Linear Foot
			Depth	Height	Width				
054862025	1	12x12	0.88	11.5	11.5	0.27	350	2	16 pleats per linear foot
054862012		16x16		15.5	15.5		620	4	
054862016		20x10		19.5	9.5		480	3	
054862019		20x12		19.5	11.5		580	4	
054862006		20x14		19.5	13.5		680	5	
054862001		20x16		19.5	15.5		770	5	
054862008		20x15		19.5	14.5		720	5	
054862002		20x20		19.5	19.5		970	7	
054862020		20x18		19.5	17.5		870	6	
054862029		20x30		19.5	29.5		1450	10	
054862021		22x22		21.5	21.5		1170	8	
054862022		24x10		23.5	9.5		580	4	
054862010		24x12		23.5	11.5		700	5	
054862026		24x14		23.5	13.5		810	6	
054862015		24x16		23.5	15.5		930	7	
054862028		24x18		23.5	17.5		1050	7	
054862011		24x20		23.5	19.5		1160	8	
054862005		24x24		23.5	23.5		1400	10	
054862023		25x10		24.5	9.5		600	4	
054862024		25x12		24.5	11.5		720	5	
054862004	25x16	24.5	15.5	970	7				
054862007	25x14	24.5	13.5	850	6				
054862013	25x15	24.5	14.5	910	6				
054862017	25x18	24.5	17.5	1090	8				
054862003	25x20	24.5	19.5	1210	9				
054862014	25x25	24.5	24.5	1510	11				



Farr 30/30[®]

High-Capacity MERV 8/8A and ePM₁₀ Pleated Panel Filter

PERFORMANCE DATA (continued) 4" Deep Filter (actual filter depth 3.75")

Part Number	Nominal Depth (inches)	Nominal Size (inches)	Actual Size (inches)			Initial Resistance (inches w.g.)	Airflow Capacity (cfm)	Total Media Area (sq. ft.)	Pleats per Linear Foot
			Depth	Height	Width				
059413022	4	16x25	3.75	15.38	24.38	0.27	1380	19	11 pleats per linear foot
059413004		20x16		19.38	15.38		1110	15	
059413003		20x20		19.38	19.38		1380	19	
059413023		20x24		19.38	23.38		1660	23	
059413021		20x25		19.38	24.38		1730	24	
059413002		24x12		23.38	11.38		1000	14	
059413011		24x16		23.38	15.38		1330	18	
059413009		24x18		23.38	17.38		1500	21	
059413008		24x20		23.38	19.38		1660	23	
059413001		24x24		23.38	23.38		2000	28	
059413005		25x16		24.38	15.38		1380	19	
059413006		25x20		24.38	19.38		1730	24	
059413010		25x25		24.38	24.38		2170	30	
059413007		25x29		24.38	28.38		2510	35	

Data Notes:

1.0" w.g. recommended final resistance for all depths. System design may dictate an alternative changeout point. Contact factory for guidance.

The 30/30 has been listed by Underwriters Laboratories as UL 900.

Maximum operating temperature 200° F (93° C).

2" and 4" deep filters rated at 250 feet per minute (fpm) medium and 500 fpm high. 1" deep filter's rated at 175 fpm medium and 350 fpm high.

For product specification in RTF format please go to www.camfil.com.



4" deep 30/30 is available with a header for side-access housing installation.

Specification

1.0 General

1.1 - Air filters shall be medium efficiency ASHRAE pleated panels consisting of polyester media, welded wire media support grid, and beverage board enclosing frame.

1.2 - Sizes shall be noted on drawings or other supporting materials.

2.0 Construction

2.1 - Filter media shall be a synthetic blend, lofted to a uniform depth of 0.15", and formed into a uniform radial pleat.

2.2 - A welded wire grid, spot-welded on one-inch centers and treated for corrosion resistance shall be bonded to the downstream side of the media to maintain radial pleats and prevent media oscillation.

2.3 - An enclosing frame of no less than 28-point high wet-strength beverage board shall provide a rigid and durable enclosure. The frame shall be bonded to the media on all sides to prevent air bypass. Integral diagonal support members on the air entering and air exiting side shall be bonded to the apex of each pleat to maintain uniform pleat spacing in varying airflows.

3.0 Performance

3.1 - (The filter shall have a Minimum Efficiency Reporting Value of MERV 8 when evaluated under the guidelines of ASHRAE Standard 52.2. It shall also have a MERV-A of 8 when tested per Appendix J of the same standard, The filter shall have an ePM₁₀-50 value when tested under ISO Standard 16890). The media shall maintain or increase in efficiency over the life of the filter.

3.2 - Initial resistance to airflow shall not exceed 0.23", 0.31" or 0.27" w.g. at an airflow of 350, 500 or 500 fpm on 1", 2" or 4" deep models respectively.

3.3 - The filter shall have an Energy Cost Index (ECI) value of five stars.

3.4 - Filter shall be listed UL 900 by Underwriters Laboratories.

3.5 - Manufacturer shall provide evidence of facility certification to ISO 9001:2015.

3.6 - Manufacturer shall guarantee the integrity of the filter pack to 2.0" w.g.

Supporting Data - Provide product test report including all details as prescribed in ASHRAE Standards 52.2, including Appendix J.

Air filters shall be Camfil Farr 30/30 or equal.

(Items in parenthesis () require selection.)



Camfil | 1 North Corporate Drive, Riverdale, NJ 07457 | Tel: (973) 616-7300